



















Oznaka proizvoda	Tip	Volumen	E.S.	Dužina ili promjer	Širina	Visina	hul/hiz	Ø cijevi ul/iz	Čep Ø		
		l		cm	cm	cm	cm	mm	cm		
									20	40	60
	SE80.SET L 500 SM	450	3	80		116	99/97	125		1	
	SE120.SET C 800 SM	1.050	3-5	130		97	78/76	125	1	1	
	SE160.SET C 1200 SM	1.400	6-8	130		128	108/106	125	1	1	
	SE200.SET C 1600 SM	1.900	9-12	130		172	153/151	125	1	1	
	SE200.SET C 2000 SM	2.150	13-17	130		194	175/173	125	1	1	
	SE200.SET CX 2100 SM	2.450	18-19	150		160	137/135	125	1	1	
	SE200.SET CX 2600 SM	2.800	20-22	150		182	159/157	125	1	1	
	SE350.SET CS 3000 SM	3.200	23-26	165		175	158/155	160	1	1	
	SE350.SET CS 3500 SM	3.600	27-30	165		197	180/177	160	1	1	
	SE400.SET CS 4000 SM	3.900	31-34	195		160	134/131	160		2	
	SE400.SET CS 4500 SM	4.400	35-38	195		182	156/153	160		2	
	SE599.SET CS 5100 SM	5.200	39-43	195		204	178/175	160		2	
	SE599.SET CR 5600 SM	5.700	44-50	230		188	155/153	160		2	
	SE599.SET CR 7000 SM	7.200	51-60	230		218	181/179	160		2	
	SE999.SET N 9000 SM	8.650	61-67	285	210	234	195/182	160			1
	SE999.SET M 12000 SM	12.750	106	440	210	234	206/201	160			2
	SE999.SET MN 15000 SM	14.880	119	465	210	234	195/192	160			2
	SE999.SET M 18000 SM	18.980	156	620	210	234	206/201	160			3