


















Oznaka proizvoda	Tip	Volumen	E.S.	Dužina	Širina	Visina	hul/hiz	Ø cijevi ul/iz	Čep Ø		
		l		cm	cm	cm	cm	mm	cm		
									20	40	60
	<b>T0360.SET L 500 SB</b>	900	3	180	80	116	99/97	125		2	
	<b>T0360.SET C 800 SB</b>	2.100	3-5	280	130	97	78/76	125	2	2	
	<b>T0360.SET C 1200 SB</b>	2.800	6-8	280	130	128	108/106	125	2	2	
	<b>T0360.SET C 1600 SB</b>	3.800	9-12	280	130	172	153/151	125	2	2	
	<b>T0480.SET C 2000 SB</b>	4.300	13-17	280	130	194	175/173	125	2	2	
	<b>T0480.SET CX 2100 SB</b>	4.900	18-19	320	150	160	137/135	125	2	2	
	<b>T0600.SET CX 2600 SB</b>	5.600	20-22	320	150	182	159/157	125	2	2	
	<b>T0600.SET CS 3000 SB</b>	6.400	23-26	350	165	175	158/155	160	2	2	
	<b>T0600.SET CS 3500 SB</b>	6.800	27-30	350	165	167	180/177	160	2	2	
	<b>T0600.SET CS 4000 SB</b>	7.800	31-34	410	195	160	134/131	160		4	
	<b>T0600.SET CS 4500 SB</b>	8.800	35-38	410	195	182	156/153	160		4	
	<b>T1050.SET CS 5100 SB</b>	9.800	39-43	410	195	204	178/175	160		4	
	<b>T1200.SET CR 5600 SB</b>	11.400	44-50	480	230	188	155/153	160		4	
	<b>T1500.SET CR 7000 SB</b>	14.400	51-60	480	230	218	181/179	160		4	
	<b>T1200.SET M 12000 SB</b>	12.750	106	440	210	234	206/201	160			2
	<b>T1500.SET MN 15000 SB</b>	14.880	119	465	210	234	195/192	160			2
	<b>T1801.SET M 24000 SB</b>	24.300	156	800	210	234	206/201	160			4