

















Oznaka proizvoda	Tip	Protok	Parkirna mjesta	Natkrivena površina	Otkrivena površina	Volumen	Dužina ili promjer	Širina	Visina	hul/hiz	Ø cijevi ul/iz	Čep Ø			Vol. ulja	Vol. sed.
												20	40	60		
		l/s	n	m2	m2	l	cm	cm	cm	cm	mm					
	SC35.DEC O 200 AS	1.0	5	370	190	500	60		80	64/62	110	20	1	60	10	100
	SC60.DEC CC 800 AS	2.0	15	730	370	1.050	130		110	78/76	125	1		1	20	200
	SC60.DEC CC 1200 AS	3.0	25	1.100	550	1.400	130		140	108/106	125	1		1	30	300
	SC70.DEC CC 1600 AS	4.0	35	1.460	730	1.900	130		185	153/151	125	1		1	40	400
	SC80.DEC CC 2000 AS	6.0	50	2.190	1.100	2.150	130		207	175/173	125	1		1	60	600
	SC100.DEC CC 2100 AS	8.0	70	2.910	1.460	2.450	150		177	137/135	160	1		1	80	800
	SC100.DEC CC 2600 AS	10.0	90	3.640	1.820	2.800	150		194	157/155	160	1		1	100	1.000
	SC200.DEC CC 3000 AS	15.0	135	5.460	2.730	3.200	165		186	161/159	200	1		1	150	1.500
	SC200.DEC CC 3500 AS	18.0	160	6.550	3.280	3.600	165		208	179/176	200	1		1	180	1.800
	SC250.DEC CS 4000 AS	20.0	180	7.280	3.640	3.900	195		166	130/127	200		1	1	200	2.000
	SC250.DEC CS 4500 AS	24.0	215	8.730	4.370	4.400	195		187	153/150	200		1	1	240	2.400
	SC300.DEC CS 5000 AS	30.0	270	10.910	5.460	4.800	195		208	172/169	200		1	1	300	3.000
	SC360.DEC CR 5600 AS	32.0	290	11.640	5.820	5.700	230		197	156/154	315		1	1	320	3.200
	SC360.DEC CR 7000 AS	40.0	360	14.550	7.280	7.200	230		227	186/184	315		1	1	400	4.000
	SC480.DEC N 9000 AS	50.0	450	18.190	9.100	7.520	285	210	234	195/192	315			1	500	5.000
	SC360.DEC MM 7500 AS	38.0	345	13.820	6.910	6.740	355	176	186	157/154	315			2	380	3.800