











Oznaka proizvoda	Tip	Volumen	Promjer	Visina	Ulazna cijev Ø	Broj pumpi	Tlačna cijev DN	Tip pumpe
		l	cm	cm	mm			
	<b>SS821.MXS 1200</b>	1.200	125/150	140	125/160 200/250	1-2	50/65/80	na vodilici
	<b>SS822.MNX 1700</b>	1.700	125/150	185	125/160 200/250	1-2	50/65/80	na vodilici
	<b>SS827.MXS 2200</b>	2.200	125/150	230	125/160 200/250	1-2	50/65/80	na vodilici
	<b>SS160.MXS 2700</b>	2.700	125/150	275	125/160 200/250	1-2	50/65/80	na vodilici
	<b>SS161.MXS 3150</b>	3.150	125/150	320	125/160 200/250	1-2	50/65/80	na vodilici
	<b>SS162.MXS 3600</b>	3.600	125/150	365	125/160 200/250	1-2	50/65/80	na vodilici
	<b>SS167.MXS 4050</b>	4.050	125/150	410	125/160 200/250	1-2	50/65/80	na vodilici
	<b>SS170.MXS 4500</b>	4.500	125/150	455	125/160 200/250	1-2	50/65/80	na vodilici
	<b>SS171.MXS 4950</b>	4.950	125/150	500	125/160 200/250	1-2	50/65/80	na vodilici
	<b>SS172.MXS 5400</b>	5.400	125/150	545	125/160 200/250	1-2	50/65/80	na vodilici