
































Oznaka proizvoda	Tip	Protok	Sjedeća mjest	Broj obroka/dan	Volumen	Dužina ili promjer	Širina	Visina	hul/hiz	Ø cijevi ul/iz	Čep Ø			
											l/s	l	cm	cm
	DOMO150.DEG K 120 CO	0,3	6	16	150	60		58	44/42	100			1	
	DOMO250.DEG K 150 CO	0,4	9	25	200	60		74	60/58	100			1	
	DOMO250.DEG K 200 CO	0,5	12	33	250	70	90	63	49/47	125		1	1	
	DOMO350.DEG K 250 CO	0,8	15	42	300	70	90	72	57/55	125		1	1	
	DOMO350.DEG K 300 CO	1,0	18	50	350	70	90	80	66/64	125		1	1	
	DOMO500.DEG K 400 CO	1,2	24	58	450	80	120	66	55/53	125	1		1	
	DOMO500.DEG K 500 CO	1,5	30	75	550	80	120	76	65/63	125	1		1	
	DOMO350.DEG L 300 CO	0,7	15	42	300	80		72	56/54	125			1	
	DOMO500.DEG L 400 CO	1,0	21	58	400	80		94	78/76	125			1	
	DOMO500.DEG L 500 CO	1,5	27	75	500	80		116	99/97	125			1	
	DP80.DEG C 800 CO	2,0	48	134	1.050	130		97	78/76	125		1	1	
	DP120.DEG C 1200 CO	3,0	69	193	1.400	130		128	108/106	125		1	1	
	DP160.DEG C 1600 CO	4,0	99	277	1.900	130		172	153/151	125		1	1	
	DP195.DEG C 2000 CO	5,0	114	319	2.150	130		194	175/173	125		1	1	
	DP195.DEG CX 2100 CO	5,5	126	352	2.450	150		160	137/135	125		1	1	
	DP200.DEG CX 2600 CO	6,0	156	436	2.800	150		182	159/157	125		1	1	
	DP350.DEG CS 3000 CO	6,0	180	504	3.200	165		175	158/155	160		1	1	
	DP350.DEG CS 3500 CO	7,0	210	588	3.500	165		197	180/177	160		1	1	
	DP400.DEG CS 4000 CO	8,0	240	672	4.000	195		160	134/131	160			2	
	DP400.DEG CS 4500 CO	9,0	270	756	4.500	195		182	156/153	160			2	
	DP599.DEG CS 5100 CO	10,0	306	856	5.100	195		204	178/175	160			2	
	DP599.DEG CR 5600 CO	11,0	366	940	5.600	230		188	155/153	200			2	
	DP599.DEG CR 7000 CO	14,5	420	1.176	7.000	230		218	181/179	200			2	
	DP100.DEG N 9000 CO	15,0	450	1.260	8.650	285	210	234	195/192	200		1		1
	DP100.DEG M 12000 CO	24,0	711	1.990	12.750	440	210	234	206/201	200				2
	DP100.DEG MN 15000 CO	30,0	801	2.242	14.880	465	210	234	195/192	200				2
	DP100.DEG M 18000 CO	36,0	1.059	2.965	18.980	620	210	234	206/201	200				2
	DP100.DEG MN 21000 CO	42,0	1.146	3.208	21.110	645	210	234	195/192	200				2
	DP100.DEG M 24000 CO	48,0	1.404	3.931	25.200	800	210	234	206/201	200				2
	DP100.DEG M 30000 CO	54,0	1.752	4.905	29.220	980	210	234	206/201	200				2
	DP100.DEG M 36000 CO	60,0	2.103	5.888	35.060	1.160	210	234	206/201	200				2